ResinBau

GeoStabil

Soil Stabilisation

2K PUMP

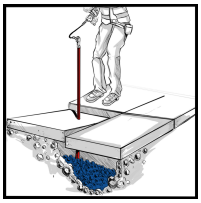

ResinBau
MADE IN THE EU

ResinBau sp. z o.o.
ul. Frezerów 3, 20-209 Lublin
NIP: 9462710841
BDO: 000548679
e: info@resinbau.eu
t: +48 731 904 000

Technical Manual

Two-component resin for soil stabilization and industrial floorings

Liquid, two-component polyurethane-polyurea-silicate resin for injections and quick repairs. When cured, it forms a semi-rigid, moisture-resistant and environmentally neutral mass that can withstand changing weather conditions.

Properties

- Short processing and curing time
- High tolerance to moisture in the substrate, no foaming
- Excellent wettability and penetration into porous substrates
- Non-flammable with high chemical, thermal, and mechanical resistance

Areas of application

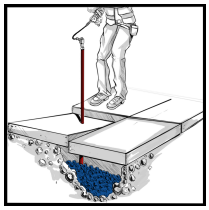

- Soil stabilization
- Filling and stabilizing under plates
- Sealing of sewer connections
- Stabilizing / sealing / strengthening injections for walls and other building structures.

Product specifications

	Component A	Component B	Mixture
Colour	Transparent	Dark brown	Beige
Viscosity (20 °C)	300 mPas	200 mPas	250 mPas
Density (20 °C)	1,45 g/cm³	1,10 g/cm³	1,30 g/cm³
Volume mixing ratio A / B	100 / 100		
Mixing ratios A / B by weight	100 / 75		

All data and suggestions presented in the data sheet were determined during practical applications or in the laboratory and therefore are not binding. The information, suggestions, and explanations provided by our advisors in the Technical Data sheet are not binding. ResinBau is not able to control the conditions under which the products are used, therefore the user is obligated to conduct their own tests before starting work. The information contained in the Technical Data sheet does not constitute a warranty of suitability for a particular purpose. The user is responsible for compliance with regulations and requirements for the use of ResinBau products. Additionally, ResinBau reserves the right to change the data contained in the data sheet at any time resulting from changes in the actual state of knowledge. ResinBau 01/2023.

Optional additional products

- Hammpack® PI-Cleaner - for cleaning injection pumps
- 2K / 3K injection pump
- Hammpack® injection packers / injection lances

Preparatory work

- This product is intended for professional use only
- Before starting the injection process, the condition of the object must be analyzed
- The substrate must be stable and compact, and should not contain loose elements or substances that reduce adhesion, such as grease, oil, etc.
- Drill the holes correctly, depending on the work being done
- Install the injection packers / lances

Resin preparation

- Before starting the application, both components should be at a temperature of 10°C - 30°C
- Mix the quantities so that they can be processed quickly
- Fresh resin has significantly lower viscosity, which makes it easier to spread in the structure

Instructions for use

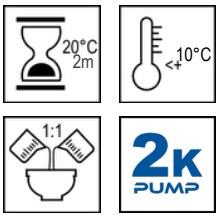

Temperature [° C]	10 °C	15 °C	20 °C	25 °C
Processing time [min.]	4 min.	3 min.	2 min.	1,5 min.
Curing time [min.]	30 min.	20 min.	15 min.	5 min.

- Prepare the pump for application according to the manufacturer's recommendations
- The pressure at which the resin will be applied depends on the structure and the expected result.

All data and suggestions presented in the data sheet were determined during practical applications or in the laboratory and therefore are not binding. The information, suggestions, and explanations provided by our advisors in the Technical Data sheet are not binding. ResinBau is not able to control the conditions under which the products are used, therefore the user is obligated to conduct their own tests before starting work. The information contained in the Technical Data sheet does not constitute a warranty of suitability for a particular purpose. The user is responsible for compliance with regulations and requirements for the use of ResinBau products. Additionally, ResinBau reserves the right to change the data contained in the data sheet at any time resulting from changes in the actual state of knowledge. ResinBau 01/2023.

Cleaning after work

- Clean the pump and equipment using Hammpack® PI-CLEANER.
- During cleaning, observe the appropriate safety conditions.
- When the cleaning agent comes out of the injection hose, rinse it with an appropriate amount of Hammpack® PI-SAVER preservative.

Storage
Shelf life

- Store in a dry place at 10°C - 30°C.
- Shelf life is 12 months from the production date in the original, unopened packaging. After opening, the product's lifespan decreases rapidly.

Safety

- Wear protective goggles, gloves, and clothing.
- Avoid contact with skin and eyes.
- In case of contact with eyes, rinse thoroughly with clean water and consult a doctor.
- In case of contact with skin, rinse abundantly with water.
- For all other information, consult the product safety data sheet.

All data and suggestions presented in the data sheet were determined during practical applications or in the laboratory and therefore are not binding. The information, suggestions, and explanations provided by our advisors in the Technical Data sheet are not binding. ResinBau is not able to control the conditions under which the products are used, therefore the user is obligated to conduct their own tests before starting work. The information contained in the Technical Data sheet does not constitute a warranty of suitability for a particular purpose. The user is responsible for compliance with regulations and requirements for the use of ResinBau products. Additionally, ResinBau reserves the right to change the data contained in the data sheet at any time resulting from changes in the actual state of knowledge. ResinBau 01/2023.